



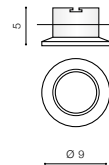
ADAMO MIDST

bulb not included

NC1825-M-CH	connect GU10 1x Max 50W - included
aluminium	connect MR16 1x Max 50W (option)
IP20	installation place
group energy label	inlet opening Ø 7,5cm

COLOUR

- WHITE MATT (WH)
- CHROME (CH)
- BLACK CHROME (BK)
- GOLD (GO)



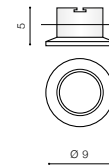
ADAMO MIDST

bulb not included

NC1825-M-BK	connect GU10 1x Max 50W - included
aluminium	connect MR16 1x Max 50W (option)
IP20	installation place
group energy label	inlet opening Ø 7,5cm

COLOUR

- WHITE MATT (WH)
- CHROME (CH)
- BLACK CHROME (BK)
- GOLD (GO)



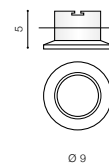
ADAMO MIDST

bulb not included

NC1825-M-G	connect GU10 1x Max 50W - included
aluminium	connect MR16 1x Max 50W (option)
IP20	installation place
group energy label	inlet opening Ø 7,5cm

COLOUR

- WHITE MATT (WH)
- CHROME (CH)
- BLACK CHROME (BK)
- GOLD (GO)



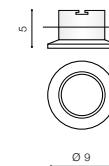
ADAMO MIDST

bulb not included

NC1825-M-W	connect GU10 1x Max 50W - included
aluminium	connect MR16 1x Max 50W (option)
IP20	installation place
group energy label	inlet opening Ø 7,5cm

COLOUR

- WHITE MATT (WH)
- CHROME (CH)
- BLACK CHROME (BK)
- GOLD (GO)



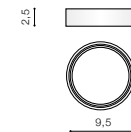
ADAMO RING

bulb not included

**product code behind COLOUR'S name	
aluminium	
	installation place
group energy label	

COLOUR

- WHITE MATT (WH) - ** NC1827-W
- CHROME (CH) - ** NC1827-CH
- BLACK CHROME (BK) - ** NC1827-BK
- GOLD (GO) - ** NC1827-G



* - EXPLANATION SHORTCUT PAGE 2 (E)